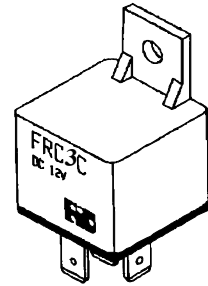


# FRC3 RELAY



## FEATURES

- Small size and high contact rating 70A
- High temperature design.
- Plug in or P.C. Board terminal
- Optional mounting bracket



## SPECIFICATIONS

### COIL RATING

RATED VOLTAGE DC	COIL RESISTANCE $\Omega$ +/-10 %	RATED CURRENT (mA)	MUST OPERATE VOLTAGE	MUST DROPOUT VOLTAGE	MAXIMUM VOLTAGE	POWER CONSUMPTION
			% OF RATED VOLTAGE (At +20 °C)			
12	80	150	65 Max.	10 Min.	150 Max.	1.8W Approx.
24	320	75				

**\* IF USE RESISTOR :**

6VDC WITH 180 $\Omega$  RESISTOR  
12VDC WITH 680 $\Omega$  RESISTOR  
24VDC WITH 2702 $\Omega$  RESISTOR

### CHARACTERISTICS

Contact Arrangement	SPST (1 Form A); SPDT (1 Form C)
Contact Material	Silver Alloy
Contact Resistance	30m $\Omega$ Max.
Contact Rating (Resistive Load)	N.O. : 70A 14VDC      N.C. : 60A 14VDC (Special NO :80A)
Switching Voltage	DC 75V Max.
Operate Time (Initial)	10ms Max. Typical
Release Time (Initial)	10ms Max. Typical
Insulation Resistance	100M $\Omega$ Min. ( 500V DC)
Dielectric Strength	500Vrms between coil and contact
Shock Resistance	20g Approx.
Vibration Resistance	10-55Hz, 1.5mm Double Amplitude
Ambient Temperature	-40°C to + 85°C
Humidity	45 - 85% RH
Operation Life	Mechanical : 10 <sup>7</sup> Electrical : 10 <sup>5</sup> (At rated load)
Weight	47g Approx.

[Specifications are subject to change without notices.]

## FORWARD INDUSTRIAL COMPANY. (O/B COMMERCIAL UNION LTD)

RM. 1405, Wu Sang House, 655 Nathan Road, Mongkok, Kowloon, Hong Kong.

TEL : (852) 27892365      FAX : (852) 27893102      E-MAIL : sales@ficrelay.com.hk

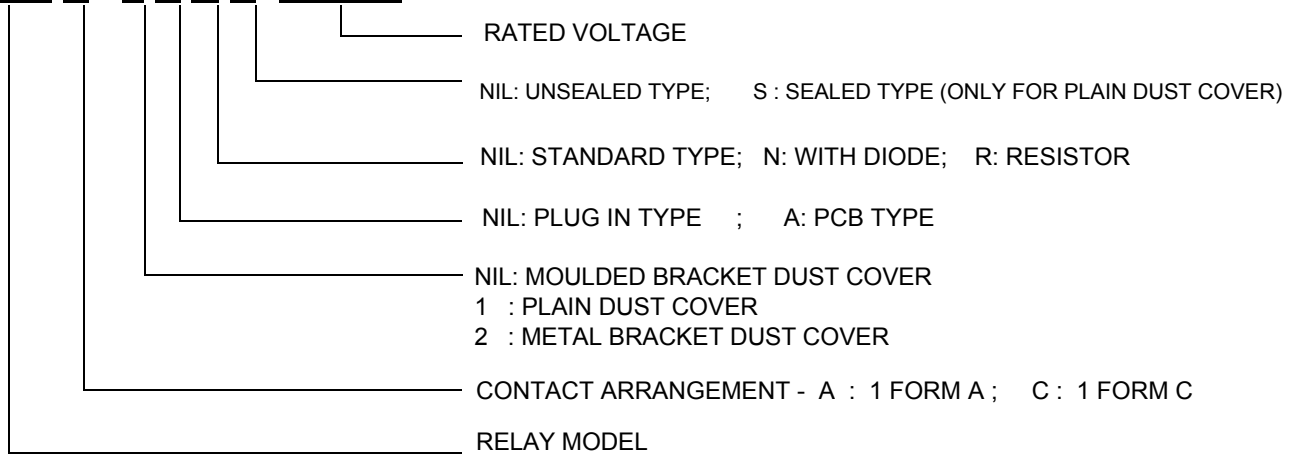
WEBSITE : <http://www.ficrelay.com.hk>

# FRC3 RELAY



## ORDERING INFORMATION

### FRC3 A - 1 A N S - DC12V

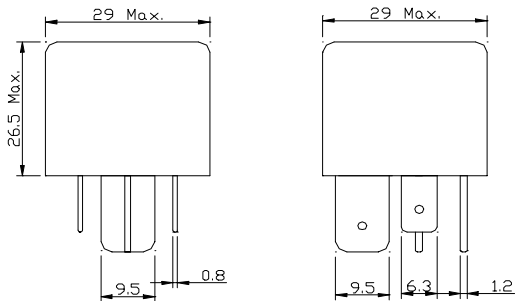


**Note : Pb-Free and RoHS compliant relays are available.**  
**For ordering, please add suffix "Pb-Free" or "RoHS" to standard relay part numbers.**

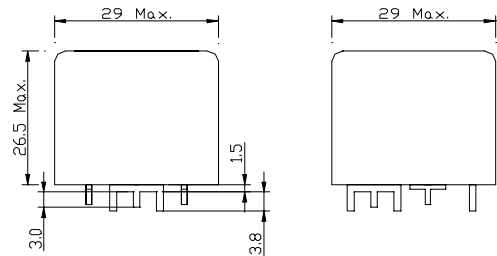
**For example : FRC3A-1 DC 12V "Pb-Free" for Pb-Free Relay**  
**For example : FRC3A-1 DC 12V "RoHS" for RoHS Complaint Relay**

## DIMENSIONS (UNIT : MM)

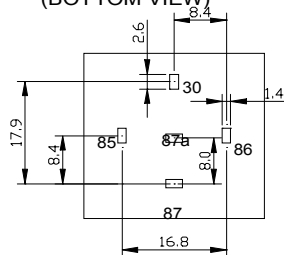
PLUG IN TYPE TERMINAL  
(PLAIN DUST COVER)



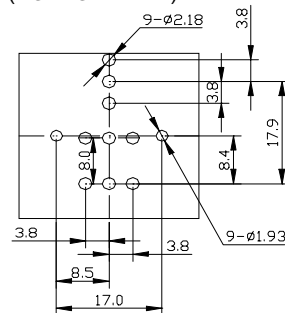
PCB TYPE TERMINAL



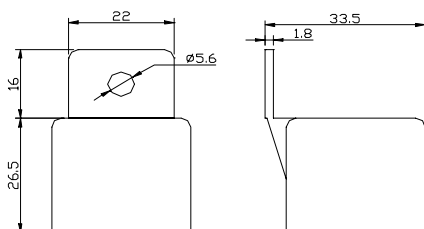
PLUG IN TERMINAL TYPE  
(BOTTOM VIEW)



PBC TYPE TERMINAL  
(BOTTOM VIEW)



MOULDED BRACKET DUST COVER



TERMINAL ARRANGEMENT  
(BOTTOM VIEW)

